

Project no.:
240837

Project acronym:
RISCS

Project title:
Research into Impacts and Safety in CO₂ Storage

Contract type: Collaborative Project

Start date of project: 2010-01-01
Duration: 4 years

D 5.4 b6
Updated version of the website (month 36)

Revision: **Draft**

Organisation name of lead contractor for this deliverable:
Istituto Nazionale di Oceanografia e di Geofisica Sperimentale

Project co-funded by the European Commission within the Seventh Framework Programme (2007-2013)		
Dissemination Level		
PU	Public	x
PP	Restricted to other programme participants (including the Commission Services)	
RE	Restricted to a group specified by the consortium (including the Commission Services)	
CO	Confidential , only for members of the consortium (including the Commission Services)	

Deliverable number:	D 5.4b
Deliverable name:	Updated version of the website (month 36)
Work package:	WP 5 Research Integration and Dissemination
Lead contractor:	OGS

Status of deliverable		
Action	By	Date
Submitted (Author(s))	Barbara Merson, Sergio Persoglia - OGS	2013-01-31
Verified (WP-leader)	First name Last name, short org. name	yyyy-mm-dd
Approved (Coordinator)	First name Last name, short org. name	yyyy-mm-dd

Author(s)		
Name	Organisation	E-mail
Barbara Merson	OGS	bmerson@ogs.trieste.it
Sergio Persoglia	OGS	spersoglia@ogs.trieste.it

Abstract



TABLE OF CONTENTS

INTRODUCTION	Page
1. STATISTICAL OVERWIEV	2
	2

INTRODUCTION

This report provides a summary of the major updates applied to the RISCS website (www.riscs-co2.eu) during the period July-December 2012.

The website has been designed and implemented by Barbara Merson and Sergio Persoglia (OGS) by using the NetScience software tool developed by Promoscience. The website development and its updates are managed through RISCS Work Package 5: Research Integration and Dissemination.

During this period technical support and ordinary maintenance to the website were provided: for example, updating the staff lists by adding/deleting members, adding news and events or publications provided by the partners.

1. STATISTICAL OVERWIEV

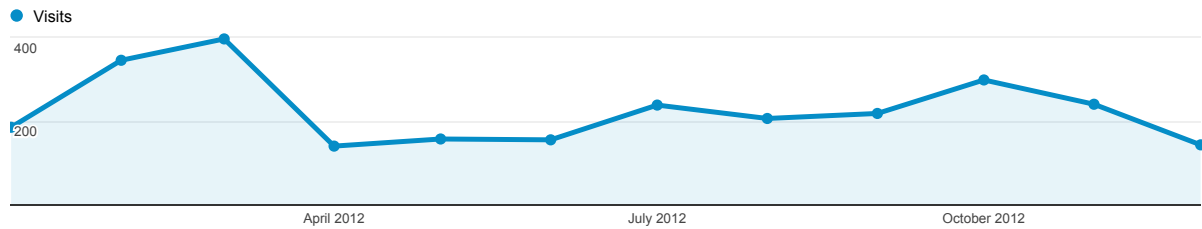
A statistical overview of the RISCS website has been produced. During the period January - December 2012, more than 1600 people visited the website. **Figure 1.1** shows the graphic representation of the visit trend during the period considered. **Figure 1.2** shows the corresponding geographical distribution of visitors for each country.

Audience Overview

1 Jan 2012 - 31 Dec 2012

● % of visits: 100.00%

Overview



1,675 people visited this site

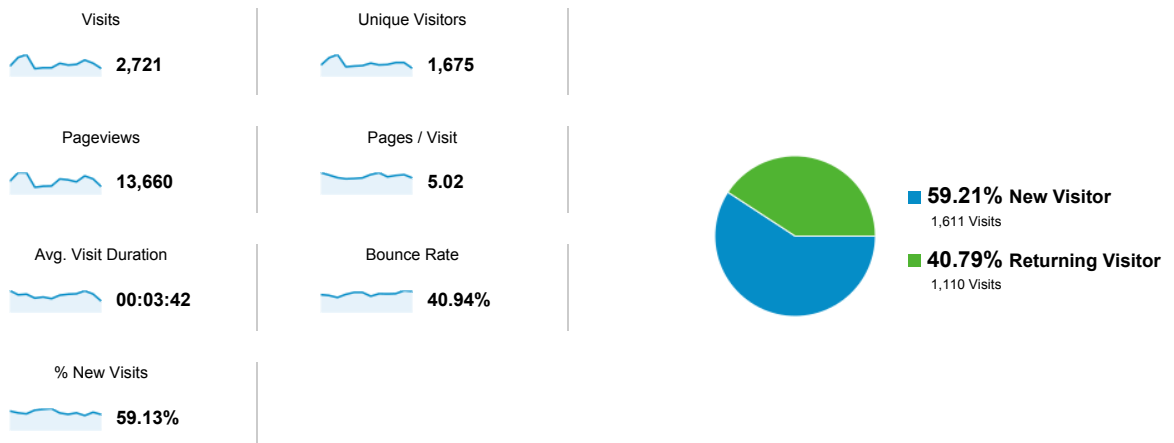


Figure 1.1 – Visitors overview of RISCS website during the period January - December 2012.

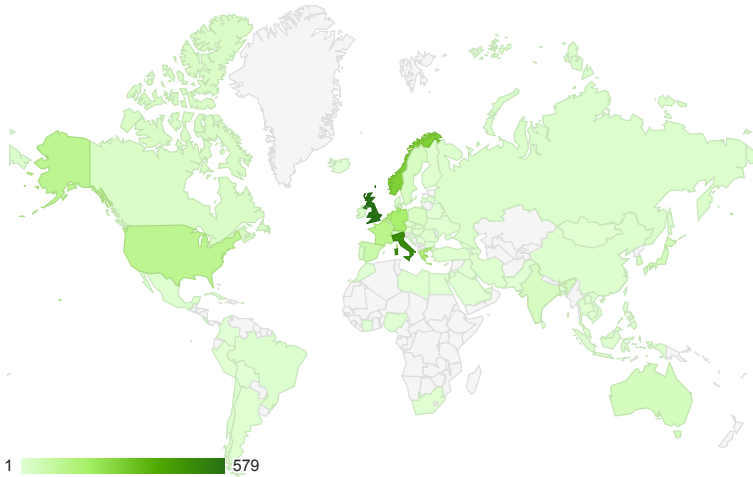
Location

1 Jan 2012 - 31 Dec 2012

100% of visits: 100.00%

Map Overlay

Site Usage



Visits 2,721 % of Total: 100.00% (2,721)	Pages / Visit 5.02 Site Avg: 5.02 (0.00%)	Avg. Visit Duration 00:03:42 Site Avg: 00:03:42 (0.00%)	% New Visits 59.13% Site Avg: 59.13% (0.00%)	Bounce Rate 40.94% Site Avg: 40.94% (0.00%)
---	--	--	---	--

Country/Territory	Visits	Pages / Visit	Avg. Visit Duration	% New Visits	Bounce Rate
1. United Kingdom	579	5.85	00:04:38	58.03%	34.72%
2. Italy	491	7.91	00:05:31	40.53%	26.07%
3. Norway	279	4.45	00:03:33	47.31%	40.50%
4. Germany	179	5.41	00:03:37	58.66%	37.43%
5. Netherlands	160	4.37	00:03:09	53.12%	51.88%
6. Greece	149	5.68	00:06:18	46.98%	29.53%
7. France	123	3.55	00:02:05	67.48%	46.34%
8. United States	115	2.82	00:02:31	80.00%	62.61%
9. Spain	70	3.09	00:01:07	62.86%	48.57%
10. Belgium	51	3.25	00:01:26	82.35%	47.06%

Figure 1.2 - Geographical distribution of the website visits.